

# MDS-30GT

The MDS-30GT's brilliant design results in amazing throughput and payload at an equally amazing price.

The MDS-30GT is all about performance, with class leading payload of up to 14,000 lbs and throughput up to 6,500 lbs /hr. The MDS-30GT is designed to be cost efficient, reliable and competitively priced.

## SHREDDER

The MDS-30GT gets its amazing performance from the tried and true ST-15H shredder with an upgraded hydraulic system. The cast aluminum ST-15H has exceptional strength without the weight of steel. In its MDS-30GT configuration, the ST-15H shreds up to 6,500 lbs/hr. The shredder features hub knives, high strength alloy shafts as well as two all new patent pending innovations: cast-in cleaning fingers and a bridgeless vibrating feed hopper®.

## BIN TUNNEL AND CONTROLS

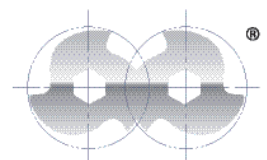

The MDS-30GT is equipped with Shred-Tech's new patent pending Gripper Tipper® bin tunnel loading system. The Gripper Tipper® allows for quick and easy loading of all industry standard containers. It ensures confidential information is protected from the elements. It is kept secure and enclosed at all times. The state of the art Plus 1® micro-control system with advanced intelligence is powerful enough not only to control and monitor the system but also allows for a job timer, an automatic bin counter, advanced diagnostics and predictive idle to name a few. The Plus 1® system offers a level of control, and range of features, not possible with older, analog control panels.

## AUGER COMPACTOR AND AUTO UNLOADING

The MDS-30GT comes equipped with Shred-Tech's angled compactor design and durable moving floor unloading system. Together, these features ensure maximum payload of up to 14,000 lbs and rapid discharge of shredded material in a few minutes, equating to more time on-route shredding paper and generating revenue.

## ENVIRONMENTAL STEWARDSHIP

The MDS-30GT meets the EPA's strict new low emissions standards and operates on ULSD (ultra-low sulfur diesel fuel) or B5 Biodiesel fuel. The MDS-30GT is also equipped with Shred-Tech's Predictive Idle with auto shutdown and remote panel start/stop. Predictive Idle senses low shredder loads and shuts off the high engine idle when the shredder is unattended and the hopper is empty. Moments later the PTO's are turned off along with the engine. This means never wasting fuel and engine hours.



**SHRED-TECH**



# MDS-30GT

The MDS-30GT's brilliant design results in amazing throughput and payload at an equally amazing price.

MDS TECHNICAL SPECIFICATIONS	Non-CDL	CDL
Throughput*	Up to 6,500 lbs/hr	Up to 6,500 lbs/hr
<b>MEASUREMENTS</b>		
Length	28"	31'
Width	8'	8'
Height	12' 6"	13'
Weight Empty	16,300 lbs	19,000 lbs
Chassis GVW	25,500 lbs	33,000 lbs
Legal Payload Capacity**	9,000 lbs	14,000 lbs
<b>PRODUCT SPECIFICATIONS</b>		
Drive	Hydraulic	Hydraulic
Number of Motors	1	1
Horsepower	114 HP	114 HP
Knife Thickness (STD)	5/8" (15.3 mm)	5/8" (15.3 mm)
Number of Knives	36	36
Knife Diameter	6.9"	6.9"
Hex Size	2 11/16"	2 11/16"
Distance Between Shafts	5 7/8"	5 7/8"
Cutting Chamber	21" x 14"	21" x 14"
<b>ENGINEERING</b>		
Shred-Tech Model ST-15H Shredder	S	S
Auger Compactor	S	S
Bridgeless Feed Hopper	S	S
"Patented" Retractable Bin Tunnel	S	S
Gripper Tipper® - Patent Pending	S	S
FRP Unibody	S	S
Hydraulic Reservoir (36 US Gallons)	S	S
Main Control Panel c/w Micro Controller	S	S
Remote Operator Control - Video Monitoring	S	S
Drive Configuration - PTO/Hydraulic	S	S
Safety and Maintenance Training at Shred-Tech	S	S
Active Floor Unloading System	S	S
Remote Panel Engine Start/Stop	S	S
Predictive Idle With Auto Shut Down	S	S
Shredding and Storage Area Cameras	S	S
Exhaust - Horizontal	S	S
<b>CHASSIS</b>		
Freightliner M2 240 HP	S	
<b>OPTIONS</b>		
Weigh Scale - Portable (Certifiable as Legal for Trade)	0	0
Back-Up Sensor System	0	0
Back Up Camera System	0	0
Tool Kit	0	0
Painted Cab and Body (Other than White)	0	0
Digital Video Recording System	0	0
Strobe Light Package	0	0
Safety and Maintenance Training at Customer Location	0	0
Polished Aluminum Tool Box	0	0
Remote System Diagnostics	0	0

Product specifications subject to change without notice.

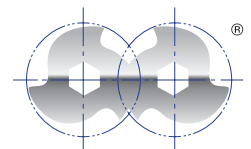
>> | S | = Standard | O | = Option | X | = Not Available

\*Throughput is an estimate based on actual test data and can vary depending upon many factors, including paper type, system maintenance and operator training.

\*\*Payload calculation based on GVWR.

>> SHRED-TECH. THE WORLD'S BEST DOCUMENT DESTRUCTION SYSTEMS.

W [www.shred-tech.com](http://www.shred-tech.com) | E [shred@shred-tech.com](mailto:shred@shred-tech.com) | T 800.465.3214 or 519.621.3560 | F 519.621.4288  
SERVICE AFTERHOURS 877.566.2345



**SHRED-TECH**